



INFORMAZIONI TECNICHE

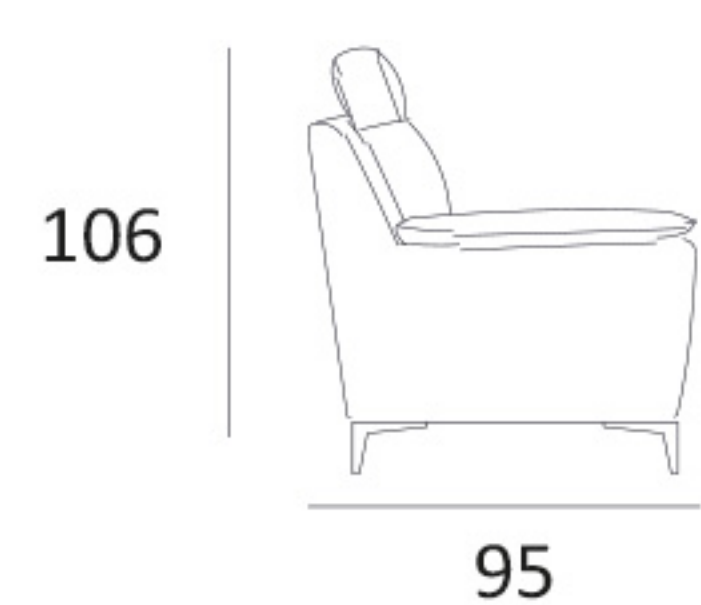
Struttura legno e derivati con molle greche.
Imbottitura seduta in poliuretano.
Imbottitura spalliera in fiocco siliconato.
Rivestimento pelli selezionate.
Rivestimento tessuti selezionati.
Cuscini di seduta non amovibili.
Non sfoderabile.
Cuscini ornamentali non inclusi.



DETTAGLI

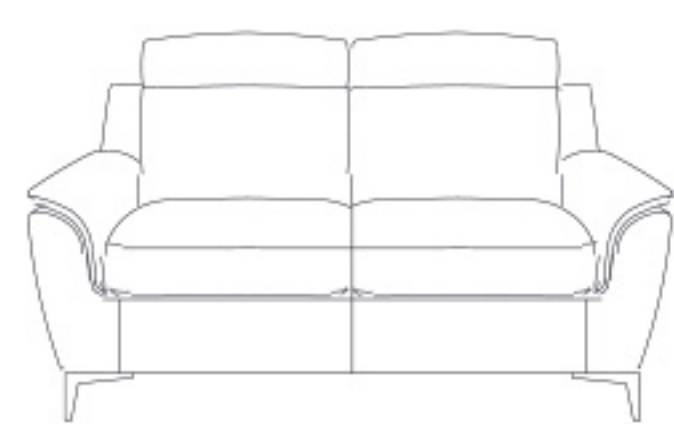
Piedi in metallo h. 13,5cm





L BRACCIO | 26 CM

3POSTI
3P 1RCL-3P 2RCL



210

2POSTI
2P 1RCL-2P 2RCL



168

POLTRONA
POLTRONA RCL



110

3P 1BR
3P 1BR 1RCL-3P 1BR 2RCL



184

2P 1BR
2P 1BR 1RCL-2P 1BR 2RCL



142

POLTRONA 1BR.
ABB. AL 3P RCL



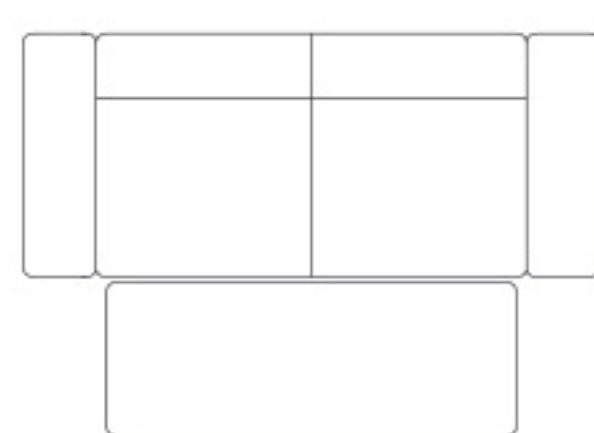
105

POLTRONA 1BR.
ABB. AL 2P RCL



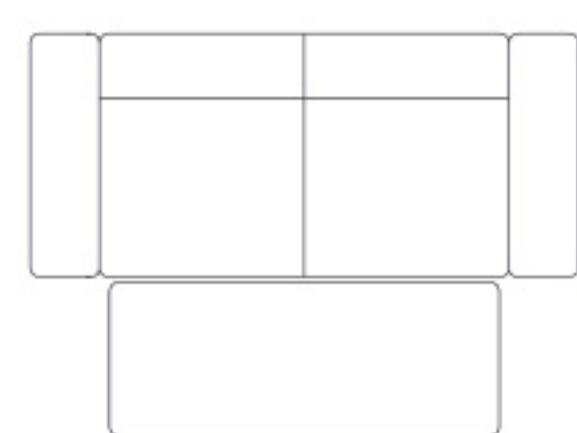
84

3P PANCHETTA
ESTRAIBILE



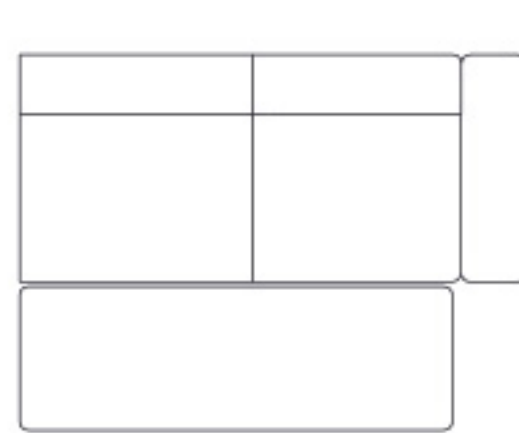
210

2P PANCHETTA
ESTRAIBILE



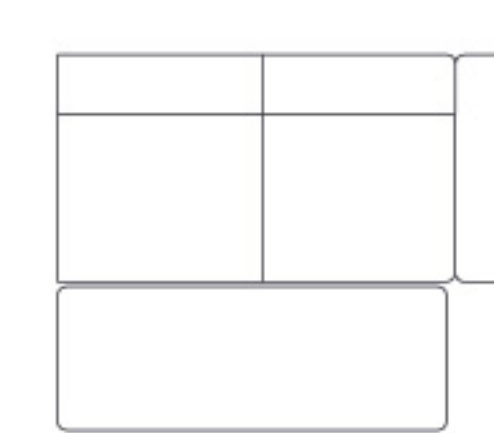
168

3P 1BR PANCHETTA
ESTRAIBILE



184

2P 1BR PANCHETTA
ESTRAIBILE



142

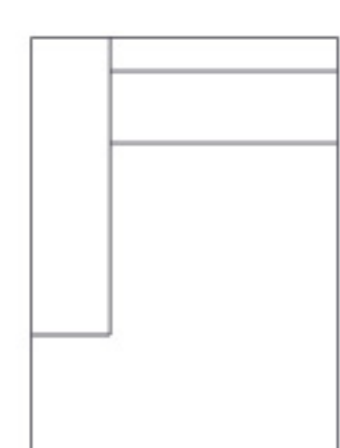
162

162

162

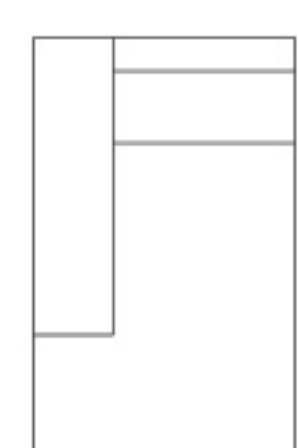
162

C.L
ABB. 3POSTI



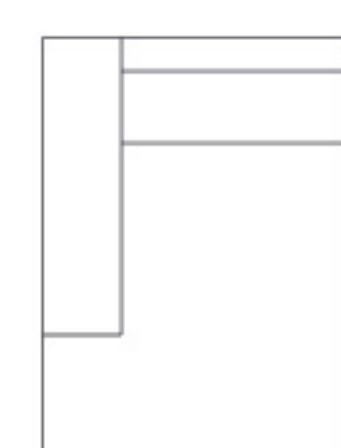
105

C.L
ABB. 2POSTI



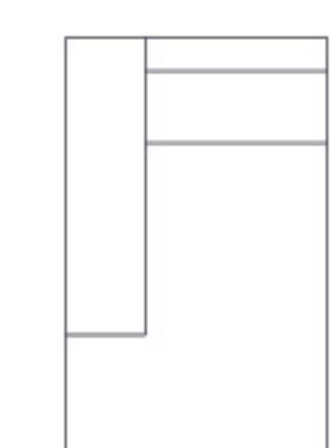
84

C.L C/CONT.
ABB. 3POSTI



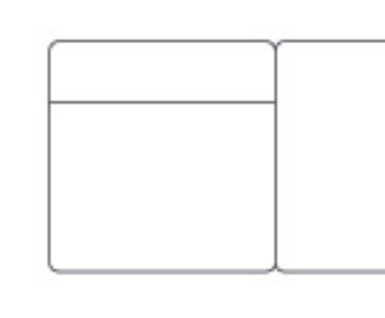
105

C.L C/CONT.
ABB. 2POSTI



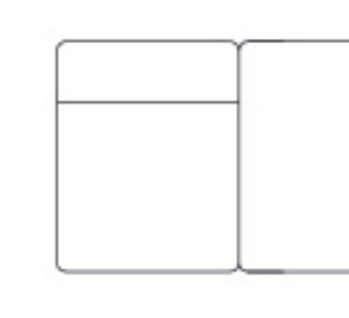
84

POLTR.TERM.
ABB. AL 3P



134

POLTR.TERM.
ABB. AL 2P



113

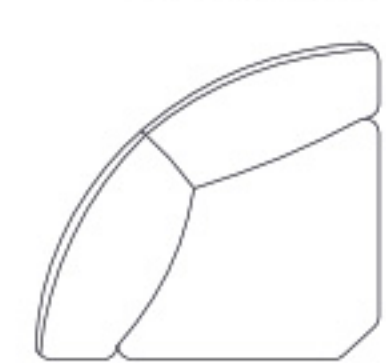
162

162

162

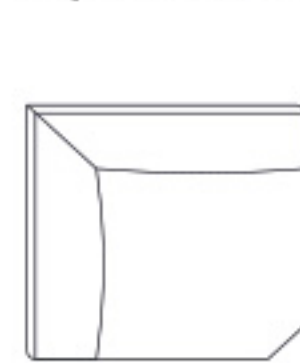
162

ANGOLO
CURVO



114

ANGOLO
QUADRO



95

114

95

